

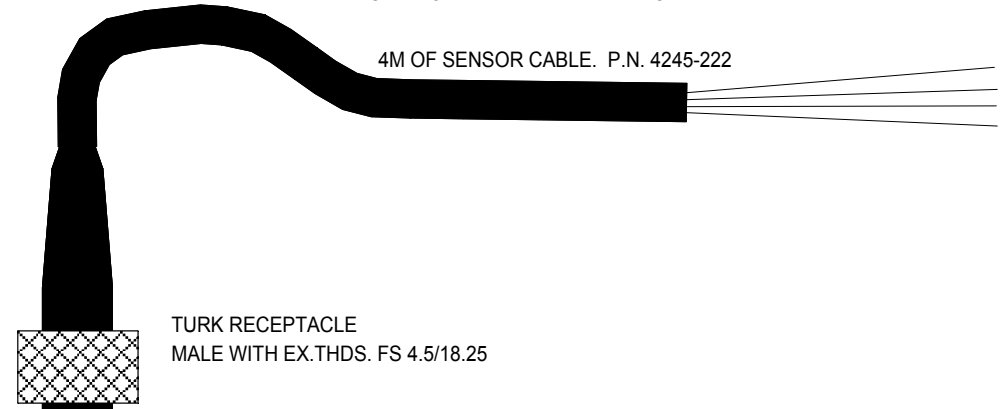
**SPECIFICATIONS:**

RATED CAPACITY	70,000 POUNDS
RATED OUTPUT	2mV/V
COMBINED ERROR	0.25% OF F.S.
NON-REPEATABILITY	0.05%
ZERO BALANCE	1%
TEMPERATURE RANGE, COMPENSATED	14 to 104°F
TEMPERATURE EFFECT, OUTPUT	0.018%/°F
TEMPERATURE EFFECT, ZERO BALANCE	0.005%/°F
INPUT IMPEDANCE, (typical)	350 OHMS
EXCITATION VOLTAGE (typical)	10VDC or VAC rms
EXCITATION VOLTAGE, MAXIMUM	15VDC or VAC rms
INSULATION RESISTANCE	5,000 MEG.OHMS @ 50 VDC
MAXIMUM LOAD, SAFE	150% F.S.
MAXIMUM LOAD, ULTIMATE	200% F.S.
NORMAL INSTALLATION TORQUE: 500 FT-LBS.	
2,250 FT-LBS OR MORE WILL RESULT IN UN-REPAIRABLE DAMAGE.	

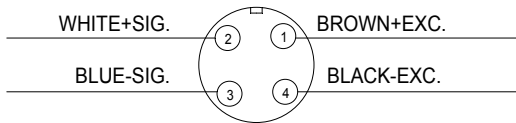
REV	DATE	DESCRIPTION	ECO	SIGN

WIRE COLOR CODE:		PIN NO.
+EXCITATION	BROWN	1
+SIGNAL	WHITE	2
-SIGNAL	BLUE	3
-EXCITATION	BLACK	4

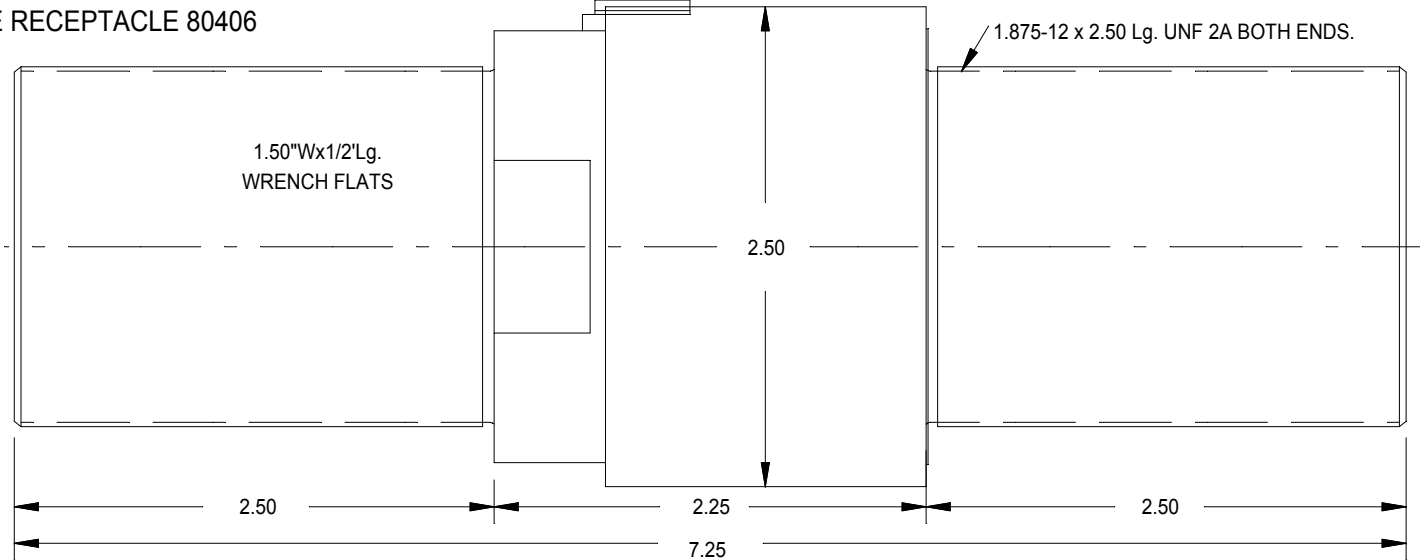
4M OF SENSOR CABLE. P.N. 4245-222



TURK MALE RECEPTACLE WIRING DIAGRAM  
(RECEPTACLE FRONT SIDE)



BRAD HARRISON NO.MALE RECEPTACLE 80406



**TOLERANCES UNLESS OTHERWISE SPECIFIED:**

.XXX=0.005	SCALE: FULL
.XX=0.015	
.X=0.025	

FINISH: BRUSHED STAINLESS COVER  
LOAD CELL MAT'L: ALLOY STEEL



Designed By:	Mettert	Date:	6/28/99
Drawn By:		Date:	
Approved By:		Date:	

Title / Description:		Part No.
TT57- 70K POUND UNIVERSAL LOAD CELL		
Dwg. Size:		File Name
A	SPEC	11178SP.FCD
Dwg. Type:		Doc. No.
Page 1 of 1		11178