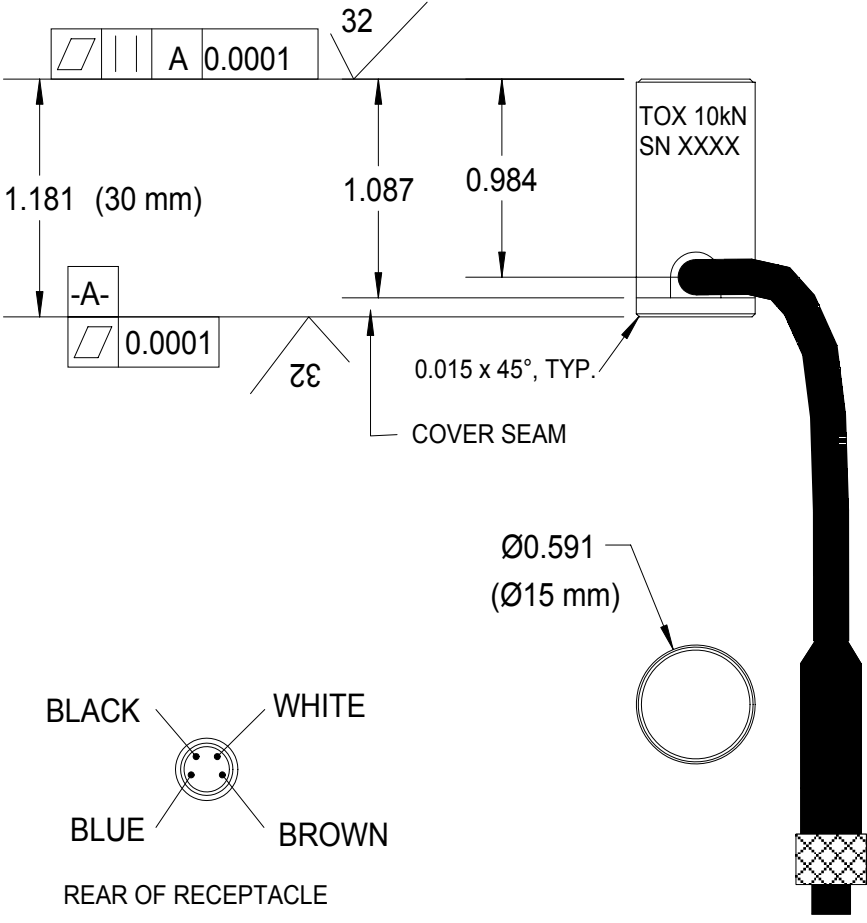



| REV | DATE | DESCRIPTION | ECO | SIGN |
|-----|------|-------------|-----|------|
| 1 | | | | |
| | | | | |
| | | | | |



SPECIFICATIONS:


| | |
|---|-------------------------------|
| RATED CAPACITY | 10kN |
| RATED OUTPUT, typical | 2 mV/V |
| COMBINED ERROR | ± 0.25 % |
| NON-REPEATABILITY | < 0.05 % |
| ZERO BALANCE | (0.000 to 0.050 mV/V) 0/+ 3 % |
| TEMPERATURE RANGE, COMPENSATED | +60 TO 160° F |
| TEMPERATURE EFFECT, OUTPUT | 0.015 % of Load / ° F |
| TEMPERATURE EFFECT, ZERO BALANCE | Not rated |
| INPUT IMPEDANCE | 1,000 OHMS, typical |
| OUTPUT IMPEDANCE | 1,000 OHMS, typical |
| EXCITATION VOLTAGE (typical) | 10 VDC or VAC rms |
| EXCITATION VOLTAGE, MAXIMUM | 15 VDC or VAC rms |
| INSULATION RESISTANCE | 5,000 MEG OHMS @ 50 VDC |
| MAXIMUM LOAD, SAFE | 15kN |
| MAXIMUM LOAD, ULTIMATE | 20kN |
| DEFLECTION AT RATED CAPACITY, APPROXIMATE | 0.002 in. |
| CONSTRUCTION | ALLOY STEEL |
| COVER | STAINLESS STEEL |

| WIRE COLOR CODE: | | PIN NO. |
|------------------|-------|---------|
| +EXCITATION | BROWN | 1 |
| -SIGNAL | WHITE | 2 |
| -EXCITATION | BLUE | 3 |
| + SIGNAL | BLACK | 4 |
| 1 WIRE | GRAY | 5 |



TURCK PKGM-4/S90/S618, ORDER NO. (4247-222)

| | |
|--|-------------|
| TOLERANCES UNLESS OTHERWISE SPECIFIED: | |
| .XXX = ± 0.005 | SCALE: FULL |
| .XX = ± 0.015 | |
| .X = ± 0.025 | |
| FINISH: AS NOTED | |
| MAT'L: ALLOY TOOL STEEL | |
| HARDNESS: Rc 40-46 | |



| | |
|--------------|---------|
| Designed By: | METTERT |
| Drawn By: | |
| Approved By: | |

| | |
|-------|---------|
| Date: | 4/12/05 |
| Date: | |
| Date: | |

| | | |
|--|------------|-------------|
| Title / Description: | | |
| SS1473-10kN mV/V COMPRESSION LOAD CELL SPECIFICATION | | |
| Dwg. Size: | Dwg. Type: | |
| A | SPEC | Page 1 of 1 |

| | |
|-----------|-------------|
| Part No. | SS1473-10kN |
| File Name | |
| Doc. No. | |